

ZZZ

12.31.2024

FUND FACTS

Ticker Symbol	ZZZ
Company	ONEFUND TRUST
CUSIP	45407J409
Exchange	Nasdaq
Benchmark	S&P 500® and S&P Bitcoin Futures 75/25 Blend Index

Index Inception	06.12.2023
Fund Inception	12.27.2023
Number of Holdings	485


Weighting Method	No specific weight
Rebalance	Monthly
Morningstar Category	Large Blend

Operating Expense Ratio	1.01%
-------------------------	-------

Advisor	ONEFUND
Portfolio Manager	Michael G. Willis
Manager Tenure	05.01.2006
Fund Tenure	Since Inception

Net Assets	\$3,366,695
Dividends Schedule	Quarterly

Distributor	Foreside Fund Services, LLC
Administrator	U.S. Bank
Custodian	U.S. Bank



LEAD PORTFOLIO MANAGER

Michael G. Willis
18 years Mutual Fund Portfolio Management Experience

Michael Willis is the Lead Portfolio Manager of ZZZ since its inception date in 2023. As the portfolio manager for the Fund, Mr. Willis is responsible for the day-to-day management of the Fund's portfolio.

Mr. Willis has also served as President of ONEFUND TRUST since 2006.

Fund Objective

CYBER HORNET S&P 500® and Bitcoin 75/25 Strategy ETF seeks to replicate, before fees and expenses, the total return of the S&P 500® and S&P Bitcoin Futures Index 75/25 Blend Index (the "Index"), an index by Standard & Poor's. ZZZ invests in bitcoin futures and does not invest directly in bitcoin.

Rebalancing

ZZZ offers a blended portfolio of the S&P 500® (75%) and Bitcoin Futures (25%) and Rebalances to give S&P 500® investors exposure to the high risk/return potential of Bitcoin while seeking to lower the volatility of holding Bitcoin directly.

Bitcoin Futures

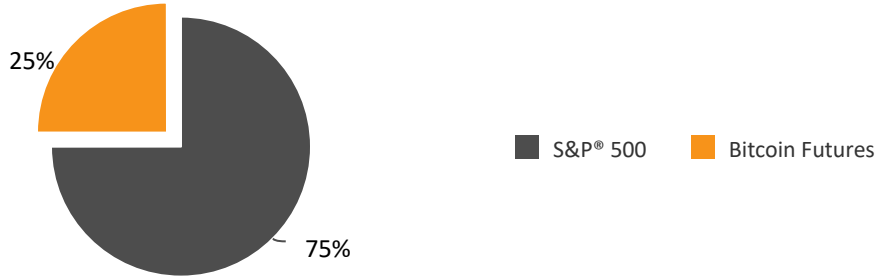
Bitcoin Futures give exposure to the price movements of Bitcoin without the 3rd party custody risk of holding the spot Bitcoin itself. The Commodity Futures markets have been effectively trading in the United States for over 100 years in well-known commodities such as Crude Oil, Corn, Natural Gas, Soybeans and Gold. Bitcoin has been named a digital commodity and started trading on the Chicago Mercantile Exchange on December 11, 2017.

S&P 500®

The S&P 500® is widely regarded as the best single gauge of large-cap U.S. equities. The index includes 500 leading companies and covers approximately 80% of available market capitalization.

S&P 500® Attributes

Created in 1957, the S&P 500® was the first U.S. market-cap-weighted stock market index. Today, it's the basis of many listed and over-the-counter investment instruments. This world-renowned index includes 500 of the top companies in leading industries of the U.S. economy.



Average Annual Total Return as of 12/31/2024

	3-Month	1 Year	SI
CYBER HORNET S&P 500® and Bitcoin 75/25 Strategy ETF (ZZZ) - NAV	11.47%	39.02%	38.28%
CYBER HORNET S&P 500® and Bitcoin 75/25 Strategy ETF (ZZZ) - MKT	11.34%	38.92%	38.23%
S&P 500® and S&P Bitcoin Futures Index 75/25 Blend Index	12.62%	45.84%	43.60%
S&P 500® Index	2.41%	25.02%	24.43%

Fund Inception Date: 12/27/2023

Performance data quoted represents past performance, which is not a guarantee of future results. Current performance may be lower or higher than the performance quoted. The principal value and investment return of an investment will fluctuate so that your shares, when redeemed, may be worth more or less than their original cost. You can obtain performance data current to the most recent month end by calling 844.BTC.ETFs (844.282.3837) or www.CyberHornetETFs.com.

Total return measures net investment income and capital gain or loss from portfolio investments. All performance shown assumes reinvestment of dividends and capital gains distributions. Returns for periods greater than one year are annualized.

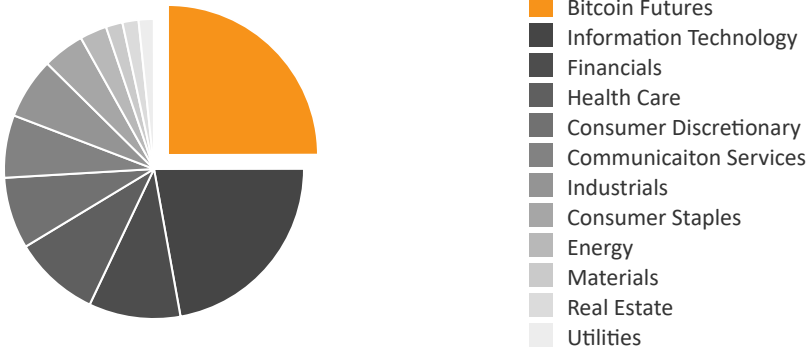
Shares are bought and sold at market price, not net asset value (NAV). Market returns are based upon the midpoint of the bid/ask spread at 4:00 p.m. Eastern time. NAV represents the value of each share's portion of the fund's underlying assets and cash at the end of the trading day. Your returns may differ if you traded shares at other times.





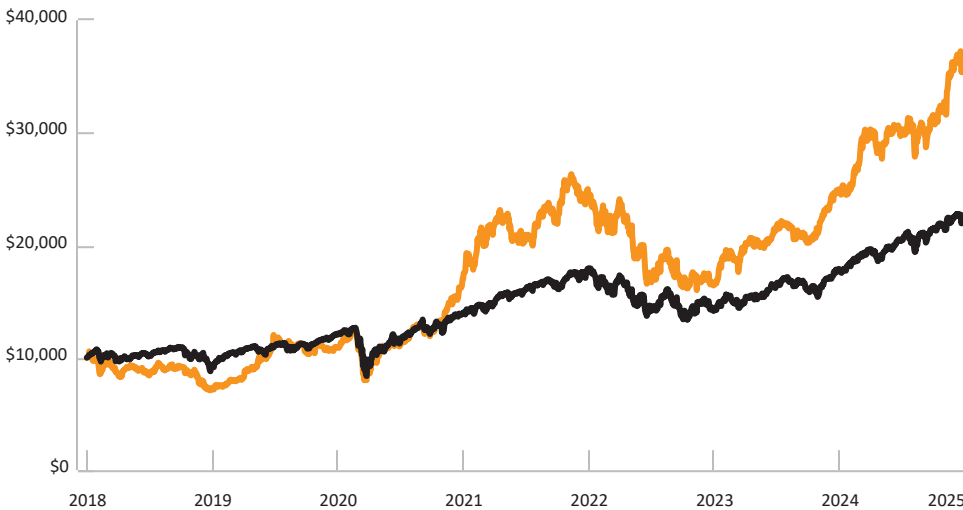
12.31.2024

* Sector Breakdown



* S&P 500® and S&P Bitcoin Futures 75/25 Blend Index (Custom)
<https://www.spglobal.com/spdji/en/indices/digital-assets/sp-500-and-sp-bitcoin-futures-75-25-blend-index-custom/#overview>
 ZZZ is Distributed by Foreside Fund Services, LLC

A \$10,000 investment into the S&P 500® and S&P Bitcoin Futures 75/25 Blend Index on 12/31/2017 through 12/31/2024 would have grown to \$35,129.*



\$35,129
 S&P 500® and S&P Bitcoin Futures 75/25 Blend Index (Custom)

\$21,999
 S&P 500® Index

* This is a hypothetical illustration which shows the growth of \$10,000 and does not include fees nor does it represent any actual investment. You cannot invest directly in an index. Past performance does not guarantee future results. Index returns are not Fund returns.

S&P 500® Index Characteristics

Number of Constituents	503
Constituent Market [USD Million]	
Mean Total Market Cap	103,854.73
Largest Total Market Cap	3,785,304
Smallest Total Market Cap	5,775
Median Total Market Cap	37,134
Weight Largest Constituent [%]	7.6
Weight Top 10 Constituents [%]	37.3

Subject to change. Current and future portfolio holdings are subject to risk. Current fund holdings available at cyberhornetets.com.

An investor should consider investment objectives, risks, charges and expenses carefully before investing. Go to www.CyberHornetETFs.com to obtain a Prospectus or Summary prospectus which contains this and other information, or call 1.844.BTC.ETFs (1.844.282.3837). Read the Prospectus carefully before investing.

Investing involves risk, including possible loss of principal.
Important Risk Information
 Bitcoin and Bitcoin futures contracts are relatively new investments. They are subject to unique and substantial risks, and historically, have been subject to significant price volatility. The value of an investment in the Fund could decline significantly and without warning. You should be prepared to lose the entirety of the Bitcoin component of your investment in the Fund. The performance of Bitcoin futures contracts and therefore the performance of the Fund may differ significantly from the performance of Bitcoin. Bitcoin Futures Risks. Bitcoin Futures expose the Fund to the following risks: Historically, Bitcoin, and Bitcoin Futures have been subject to significant price volatility. The price of Bitcoin Futures may differ significantly from the spot price of Bitcoin and changes in the price of Bitcoin Futures may happen rapidly and without notice. The market for Bitcoin Futures is less developed than older, more established futures markets (such as corn or wheat futures) and may be more volatile and less liquid than other futures markets. Although this market has grown since Bitcoin Futures were initially developed, there is no guarantee that the market will continue to develop in ways that support the continued growth and operation of the Fund. The value of Bitcoin depends on the development and acceptance of the Bitcoin network. The slowing or stopping of the development or acceptance of the Bitcoin network may adversely affect an investment in the Fund. New competing digital assets may pose a challenge to Bitcoin's current market position, resulting in a reduction in demand for Bitcoin, which could have a negative impact on the price of Bitcoin and Bitcoin Futures, and thus a negative impact on the performance of the Fund. **Market Risk:** The market values of the portfolio's holdings rise and fall from day to day, so investments may lose value. **Equity Securities Risk:** The Fund invests in publicly traded equity securities, and their value may fluctuate, sometimes rapidly and unpredictably, which means a security may be worth more or less than when it was purchased. **Liquidity Risk:** Liquidity risk is the risk that the Fund might not be able to sell an investment without significantly changing the value of the investment on the Fund's books. Liquidity risk can be elevated by market disruptions or volatility, and during these periods, it may be difficult or impossible for the Fund to buy or sell an investment, including in Bitcoin Futures, at a desired price. **Derivatives Risk:** The Fund's use of derivatives (in the form of Bitcoin Futures) presents risks different than investing directly in traditional securities. Using derivatives can lead to losses because of adverse movements in the price or value of the underlying reference asset, which may be magnified by features of the derivatives. **New Fund Risk:** The Fund is a newly organized, non-diversified management investment company with no operating history. There can be no assurance that the Fund will grow to or maintain an economically viable size, or that an active trading market for the Fund's shares will develop or be maintained. **Subsidiary Risk:** The Fund expects to invest in the Bitcoin futures through a whollyowned subsidiary of the Fund, ONEFUND International Ltd, organized under the laws of the Cayman Islands and advised by the Adviser. This Subsidiary is not subject to all of the investor protections of the Fund because it is not registered under The Investment Company Act of 1940. The Fund is exposed to the Risk of the Subsidiary's investments and will also incur the expenses of the Subsidiary. Changes in the laws of the US or the Cayman Islands could result in the inability of the Fund and/or the Subsidiary to operate as intended and could negatively affect the Fund and its shareholder. **Correlation and Tracking Error Risk:** Various factors may impede the Fund's ability to track the Index or achieve a high degree of correlation with the Index. For example, the Fund has operating and other expenses, while the Index does not. The Fund may not be fully invested at times, generally as a result of cash flows into or out of the Fund or excess cash held by the Fund for various reasons, which could create cash drag. As a result, the Fund may underperform the Index to some degree over time. S&P 500 Index is a market-capitalization-weighted index of the 500 leading publicly traded companies in the U.S. It is regarded as one of the best gauges of prominent American equities' performance. S&P Bitcoin Futures Index measures the performance of Bitcoin futures contract trading on the Chicago Mercantile Exchange. The S&P 500® Index and S&P Bitcoin Futures 75/25 Blend Index (Custom) (the "Index") is a product of S&P Dow Jones Indices LLC or its affiliates ("SPDJI") and Third Party Licensor, and has been licensed for use by ONEFUND, LLC. S&P®, S&P 500®, US 500, The 500, iBoxx®, iTraxx® and CDX® are trademarks of S&P Global, Inc. or its affiliates ("S&P"); Dow Jones® is a registered trademark of Dow Jones Trademark Holdings LLC ("Dow Jones"); Third Party Licensor Trademarks are trademarks of the Third Party Licensor and these trademarks have been licensed for use by SPDJI and sublicensed for certain purposes by ONEFUND, LLC. CYBER HORNET S&P 500® and Bitcoin 75/25 Strategy ETF is not sponsored, endorsed, sold or promoted by SPDJI, Dow Jones, S&P, their respective affiliates, or Third Party Licensor and none of such parties make any representation regarding the advisability of investing in such product(s), nor do they have any liability for any errors, omissions, or interruptions of the Index.

ONEFUND LLC IS A MEMBER OF NFA AND IS SUBJECT TO NFA'S REGULATORY OVERSIGHT AND EXAMINATIONS. HOWEVER, YOU SHOULD BE AWARE THAT NFA DOES NOT HAVE REGULATORY OVERSIGHT AUTHORITY OVER UNDERLYING OR SPOT VIRTUAL CURRENCY PRODUCTS OR TRANSACTIONS OR VIRTUAL CURRENCY EXCHANGES, CUSTODIANS OR MARKETS.

844.BTC.ETFs (844.282.3837)

www.CyberHornetETFs.com

